

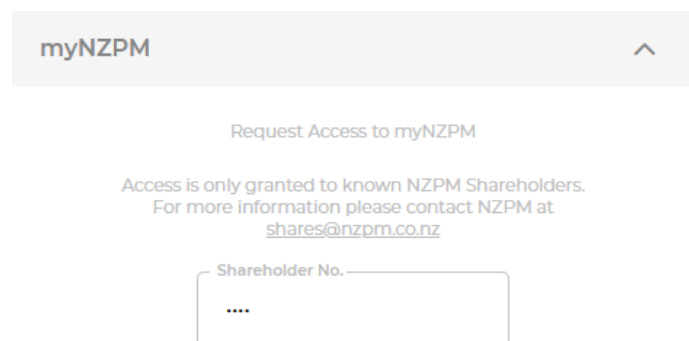

To access myNZPM, you must have a pwGO login and be a NZPM shareholder. Requests will be processed by NZPM and you will receive a notification once this has been approved.

If you have any questions on this process, please contact shares@nzpm.co.nz

Requesting Access to myNZPM

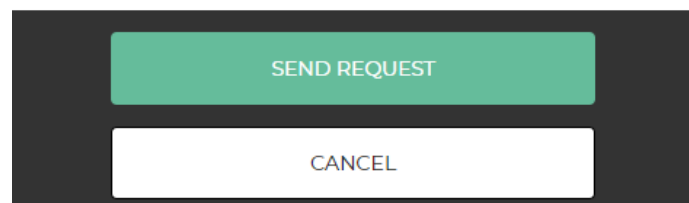
Already have a pwGO Login? Go to step #2

1. Navigate to <https://pwgo.co.nz/register> and complete the registration process to create your pwGO Login.
2. Sign in to [pwGO](#)
3. Select **Profile** and navigate to the myNZPM section.
4. Enter you Shareholder No. and select **Send Request**

A screenshot of the myNZPM request form. At the top is a header bar with "myNZPM" on the left and an upward arrow on the right. Below the header is a button labeled "Request Access to myNZPM". Underneath is a message: "Access is only granted to known NZPM Shareholders. For more information please contact NZPM at shares@nzpm.co.nz". Below the message is a text input field labeled "Shareholder No." with a placeholder "....".

You will receive a notification once access to myNZPM has been setup!

myNZPM can be accessed either by signing in [here](#) or by selecting myNZPM from the Header or Menu within pwGO.

A dark grey rectangular area containing two buttons. The top button is green with the text "SEND REQUEST" in white. The bottom button is white with the text "CANCEL" in grey.